


HOOD

**S-182 SERIES &
20,000 SERIES**
Log & Pulp Loaders

- *Hydraulic Cab Riser with In-Cab Controls*
- *Combination Tank Design to increase Visibility and Provide Counterweight*
- *Large Turntable Bearing*
- *Larger Boom Pins*
- *High Torque Swing Drive & Fail Safe Breaks*



HOOD

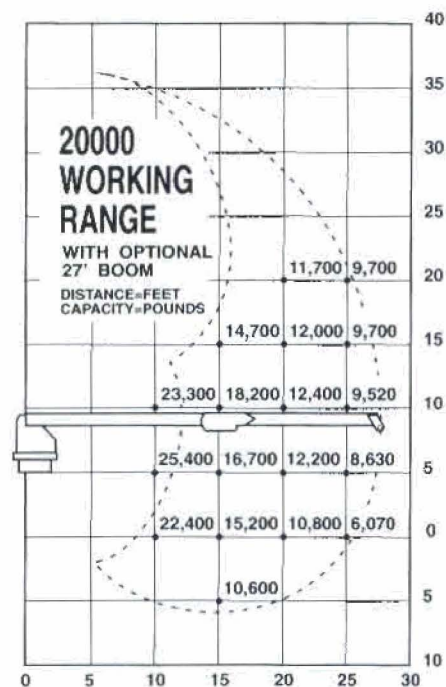

S-182 & 20,000 SERIES

Log & Pulp Loader

SPECIFICATIONS

The specifications listed below are standard unless specified and are designed to meet most applications.

If unique requirements are necessary for your operation contact your local Hood Loader Representative or Hood Equipment for assistance.



STANDARD EQUIPMENT

	S-182 SERIES	20,000 SERIES
BOOM LENGTH	27'	27'
MAIN BOOM CYLINDER(S)	7" X 42"	6" X 36" X 3" (2)
KNUCKLE BOOM CYLINDER	7" X 30"	7" X 36" X 3-1/2"
TURNTABLE BEARING	39"	39"
SWING	CONTINUOUS	CONTINUOUS
PUMP	VANE 38-21-21	VANE 38-21-21
ENGINE	6068D JOHN DEERE	6068D JOHN DEERE
MANIFOLD	8 PORT	8 PORT

SINGLE DIRECT DRIVE PLATE (NO CLUTCH)
 FOLD OUT STABILIZER W/ 6" X 24" CYLINDERS
 DUAL PLANETARY SWING GEARBOX W/ FAIL SAFE BRAKE, BOOM & CAB LIGHTS.
 35" X 51" CAB W/ DOME LIGHT, HEATER, DEFROSTER, WIPER & FAN
 COMBINATION HYDRAULIC & FUEL TANK, CAB GUARD

OPTIONS (for Series S-182 and 20000 Loaders)

SLASHER KIT, BOOM LENGTHS 27' & 30', DEAD HEEL, 24000 LIVE HEEL, AIR CONDITIONER, 13 PORT MANIFOLD, KNUCKLE CYLINDER GUARD, EXTRA ENGINE SCREEN, DOUBLE DIRECT DRIVE PLATE (NO CLUTCH), SINGLE CLUTCH, DOUBLE CLUTCH, 6068T JOHN DEERE ENGINE, SERVO SYSTEM, HYDRAULIC DRIVES AND CLUTCHES, CARRIER, & GRAPPLES.

HOOD

Listening...
and Building
the Best!

Designing and Manufacturing High Quality Forestry Equipment
for the Cost-Conscious Log and Pulpwood Producer

HOOD EQUIPMENT, INC.

P.O. Box 307
Iron River, WI 54847
(715) 372-4222

DISTRIBUTED BY: